

Birmingham Weekly COVID-19 Statistics

Weekly report: 5th December to 11th December 2020

Author: Dr Justin Varney (Department of Public Health)

Source: SGSS, NHS Digital


The rate of cases and percentage of positive tests has increased when compared to the previous week and this is very worrying.

Cases rates are highest in the 30-39yr and 40-49yrs and these remain much higher than rates in school age children.

Testing rates for symptomatic people have plateaued, but there remains plenty of capacity at the drive-through and walk-through sites.

People continue to be admitted to hospital and intensive care, in both under 65yr olds as well as over 65yrs olds, this is putting a lot of pressure on the NHS alongside winter pressures.

Spread often happens in the household and we recommend people go to www.germdefence.org to look at how you can all reduce spread at home.



Cases by Specimen Date & Pillar



Birmingham Weekly COVID-19 Statistics

Weekly report: 5th December to 11th December 2020

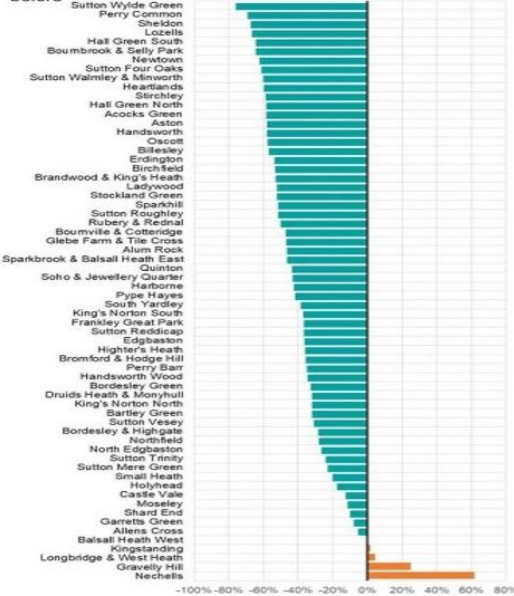
The majority of wards in the city have seen case numbers fall between this week and the week before, but the scale of this drop is shrinking and when we look at case rates for wards there has been little statistical change in most wards.

Case rates take accounts of the different population sizes across different wards so is a more useful way of looking at differences between different areas.

The wards with the highest case rates (cases per 100,000 residents) in the last week are:

- Alum Rock (385)
- ~~Lozells~~ (358)
- Garretts Green (345)
- Holyhead (305)
- Heartlands(290)
- Birchfield (280)
- Bordesley Green (273)
- ~~Kingstanding~~ (272)
- Shard End (271)
- Ward End(270)

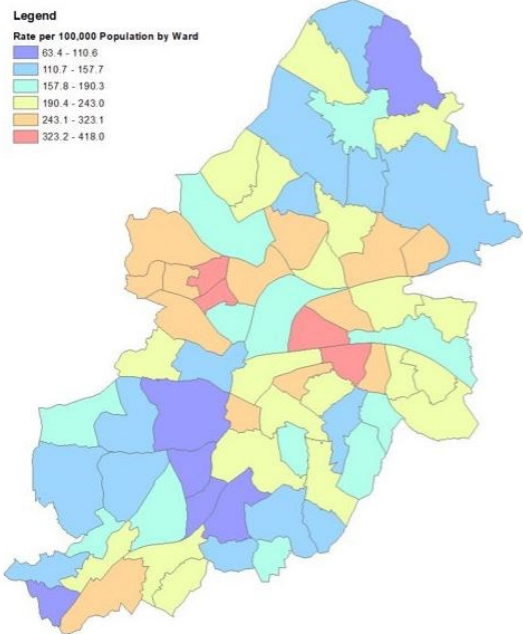
Case number change in Birmingham (ward level)
Change in weekly cases compared to two weeks before



Comparison of seven-day total cases from 22 Nov to 6 Dec, by wards level covering Birmingham.

Source: Gov.uk dashboard, updated on 14 Dec 08:40 GMT

Confirmed Cases by Ward 5th December to 11th December (Pillar 1 & Pillar 2 Tests)



Source: PHE Covid-19 Situational Awareness Explorer (weekly line listing) produced 14th December 2020. Produced by Birmingham Public Health Division (2020). © Crown copyright and database rights 2020 Ordnance Survey 100021325.